

5 in 1 dimming  
0-10V  
1-10V  
10V PWM  
TRIAC DIM  
Resistance DIM


## LED Dimming Driver (CV)

- Design for indoor installations
- TRIAC/ 0-10V/1-10V/10V PWM/RESISTANCE DIM
- Dimming range: 0~100%, LED start at 1% possible.
- 0-100% flicker-free, High frequency exemption level.
- Over load / Over temp. / Short circuit / Over voltage protection, recover automatically.
- Cooling by free air convection
- 100% full load burn-in test
- Suitable for internal lights application for I / II / III.



### Flicker-free

IEEE 1789  
High frequency exemption level



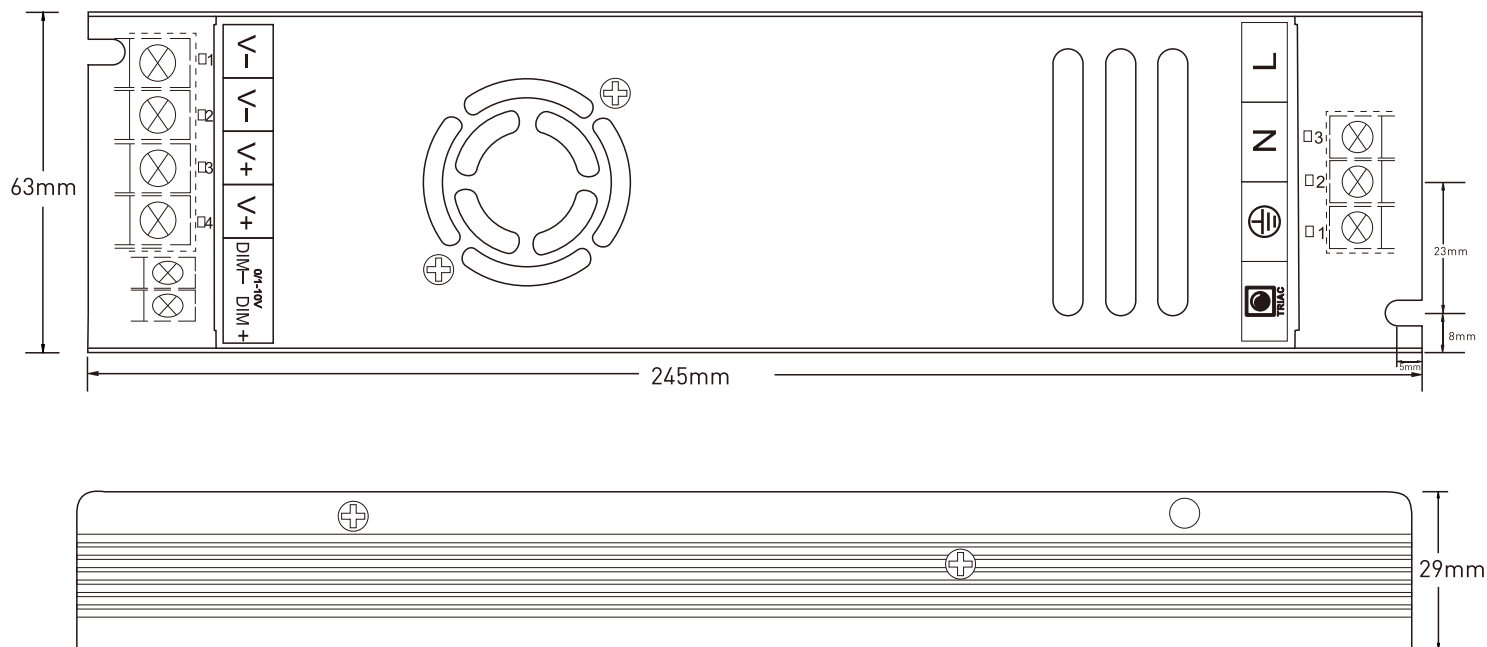
### Specification

Model		S-300-12-CPDIM	S-300-24-CPDIM
OUTPUT	Output voltage	12VDC	24VDC
	Output voltage range	12VDC±0.5VDC	24VDC±0.5VDC
	Output current	Max 25A	Max 12.5A
	Output power	Max 300W	
	Output power range	0~300W	
	With or without strobe	No strobe	
	Dimming range	0~100%, dimming depth: Max. 1%	
	Ripple & Noise	≤200mV	≤400mV
INPUT	Dimming interface	TRIAC/ 0-10V/1-10V/10V PWM/RESISTANCE DIM	
	Input voltage	175-264Vac or 100~130Vac	
	Frequency	50/60Hz	
	Input current	2.7A/230Vac or 5.4A/115Vac	
	Power factor	PF>0.6/230Vac, at full load	
	Efficiency (typ.)	86%	88%
	Inrush current(typ.)	Cold start 60A at 230Vac	
	Control surge capability	L-N:2KV	
	Leakage current	Max. 0.5mA	
ENVIRONMENT	Working temperature	ta: -30℃ ~ 50℃ tc: 80℃	
	Working humidity	20 ~ 95%RH, non-condensing	
	Storage temp., humidity	-40℃ ~ 80℃, 10~95%RH	
	Vibration	10~500Hz, 2G 12min./1cycle, period for 72min. each along X, Y, Z axes.	
PROTECTION	Overtemperature	Protection type:Shut down o/p voltage,re--power on to recover	
	Over voltage protection	Shut down the output when non-load voltage≥13V, re-power on to recover after fault condition is removed.	Shut down the output when non-load voltage≥26V, re-power on to recover after fault condition is removed
	Over load protection	Shut down the output when current load ≥110%, auto recovers.	
	Short circuit protection	Protection type: 1. When the first-level short-circuit protection is triggered, the fault can be automatically recovered; 2. When the second-level short-circuit protection is triggered, the power needs to be turned on again after the fault is eliminated	
SAFETY & EMC	Withstand voltage	I/P-O/P: 3750Vac	
	Isolation resistance	I/P-O/P: 100MΩ/500VDC/25℃/70%RH	
	Safety standards	IEC/EN61347-1, IEC/EN61347-2-13	
	EMC emission	EN55015, EN61000-3-2 Class C, IEC61000-3-3	
	EMC immunity	EN61000-4-2,3,4,5,6,8,11 EN61547	
	Strobe test standard	IEEE 1789	
NOTE	1. All parameters not specifically mentioned are measured at 230VAC input, rated load and 25℃ ambient temperature. 2. Ripple and noise test method: connect 0.1uF and 47uF capacitors in parallel at the terminal, and measure under 20MHZ bandwidth. 3. Ensure that the power supply is used under the rated parameters and environment.		

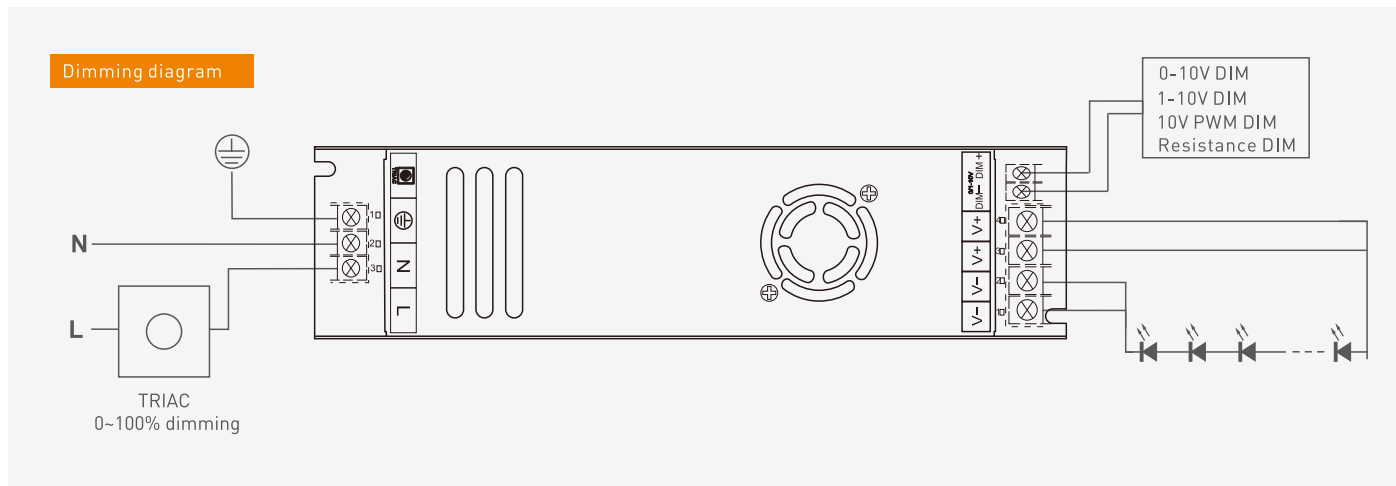
5 in 1 dimming  
0-10V  
1-10V  
10V PWM  
TRIAC DIM  
Resistance DIM

## Dimensions

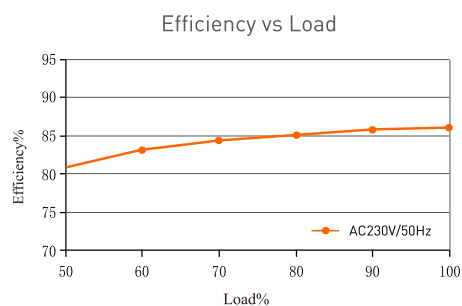
Unit:mm



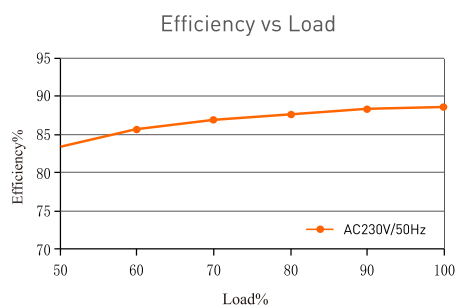
## Wiring diagram



## Relationship diagrams



S-300-12-CPDIM

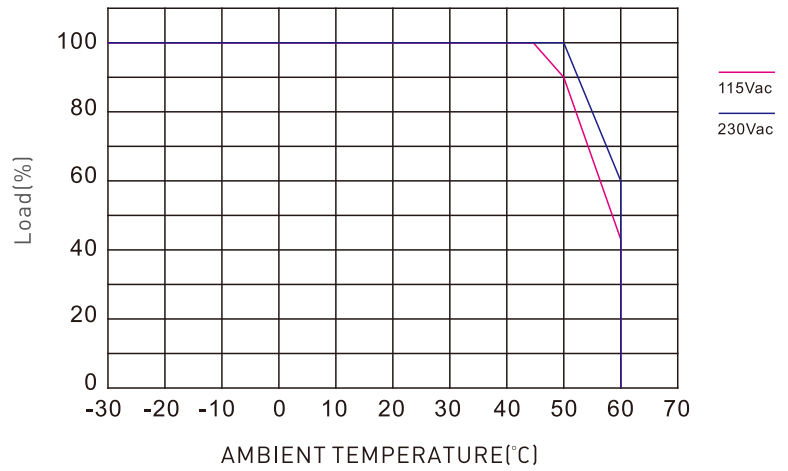


S-300-24-CPDIM

## Packaging Information

DIMENSION	245x63x29mm(LxWxH)
PACKING	250x67x33mm(LxWxH)
CARTON QUANTITY	40PCS/Carton
CARTON SIZE	360x260x295mm(LxWxH)
WEIGHT	420g±10g/PCS

## Temperature load curve



## Flicker Test Form

### IEEE 1789

Limit of Modulation in low risk area	
Waveform frequency of Optical output	limit (%)
$f \leq 8\text{Hz}$	0.2
$8\text{Hz} < f \leq 90\text{Hz}$	$0.025 \times f$
$90\text{Hz} < f \leq 1250\text{Hz}$	$0.08 \times f$
$f > 1250\text{Hz}$	Exemption assessment
Limit of Modulation in no effect area	
Waveform frequency of Optical output	limit (%)
$f \leq 10\text{Hz}$	0.1
$10\text{Hz} < f \leq 90\text{Hz}$	$0.01 \times f$
$90\text{Hz} < f \leq 3125\text{Hz}$	$(0.08/2.5) \times f$
$f > 3125\text{Hz}$	Exemption assessment (High frequency exemption)

Brightness

- ◆ 1%
- ▲ 5%
- ◆ 10%
- 20%
- ▲ 30%
- 40%
- ★ 50%
- 60%
- 70%
- 80%
- ★ 90%
- ◆ 100%

Exemption assessment  
(High frequency exemption)

IEEE 1789

