

RF wireless Remote Controller

Classy Series (R6,R6-1,R11,R16,R21)

Skydance™



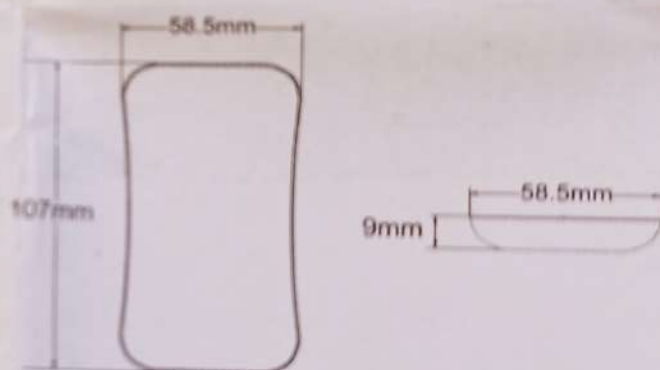
Summary

- Match with our single color controllers or smart LED lamps.
- Single zone, four zone and eight zone version are available.
- Adopt 2.4GHz wireless technology, remote distance up to 30m.
- CR2032 button battery power supply.
- Operate with LED indicator light.
- Each remote can match one or more receiver.

Technical Parameters

- Output signal: RF(2.4GHz)
- Working voltage : 3VDC(CR2032)
- Working current: < 20mA
- Standby current: R6,R6-1: < 10 μ A
R11,R16,R21: < 4 μ A
- Standby time: R6,R6-1: 6 months
R11,R16,R21: 12 months
- Remote distance: 30m
- Working temperature: -30°C~55°C
- Dimension: L107*W58.5*H9mm
- Weight: 34g

Dimension



Match method

For controller with match key

- Match: Short press match key, within 5s, press any key of the remoter.
- Delete: Long press match key for 5s, delete all matched remoters.

For panel controller

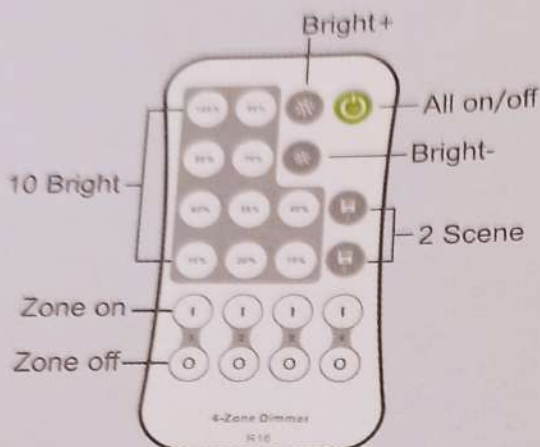
- Match: Turn on light, turn off, immediately press on/off key for 5s, within 5s, press any key of the remoter.
- Delete: Turn on light, turn off, immediately press on/off key for 10s, delete all matched remoter.

For smart lamp

- Match: Switch off the power, then switch on power again, short press on/off key 3 times on the remoter quickly within 5s after power on, the link is done once the light blinks 3 times.
- Delete: Switch off the power, then switch on power again, short press on/off key 5 times on the remoter quickly within 5s after power on, the unlink is done once the light blinks 5 times.

Note: 4/8 zone remoter must use zone key match each zone receiver.

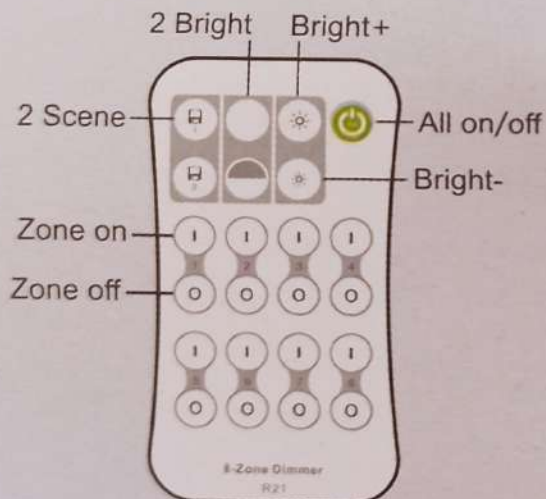
Model: R16
4 zone DIM remoter



All on/off: Turn on/off all 4 zone light.
1,2,3,4 zone on/off: Turn on/off zone light.
Continuous short press multiple zone on key,
can synchronous select multiple zone.
Bright+/-: Adjust brightness, short press 10 levels,
long press 1-5s continuous 256 levels adjustment.
10 bright: Get 10 kinds brightness(10%-100%) directly.
2 Scene: Short press run the scene, long press 2s save.
4 zone run or save synchronously.

R16 is default as 4 zone dimming remoter, also can be used as single zone 4 channel dimming remoter.
All on/off + Zone4 on: Long press 2s set as 4 channel dimming remoter, match with one receiver of 4 channel,
such as V4 or C4 controller.
All on/off + Zone4 off: Long press 2s set as 4 zone dimming remoter, match with four receivers.

Model: R21
8 zone DIM remoter



All on/off: Turn on/off all 8 zone light.
1,2,3,4,5,6,7,8 zone on/off: Turn on/off zone light,
Continuous short press multiple zone on key,
can synchronous select multiple zone.
Bright+/-: Adjust brightness, short press 10 levels,
long press 1-5s continuous 256 levels adjustment.
2 Scene: Short press run the scene, long press 2s save.
8 zone run or save synchronously.

Malfunctions analysis & troubleshooting

Malfunctions	Causes	Troubleshooting
No response from the remoter	<ol style="list-style-type: none"> 1. The battery has no power. 2. Beyond controllable distance. 3. The controller did not match the remoter. 	<ol style="list-style-type: none"> 1. Replace battery. 2. Reduce remote distance. 3. re-match the remoter.